



DGQ100N120CTL2A



DGQ100N120CTL2A Da

Operating Junction Temperature	T_j	-40...+175	°C
Storage Temperature	T_s	-55...+150	

Electrical Characteristics of the IGBT $T_j = 25$ unless otherwise specified

Parameter	Symbol	Conditions	Min.	Typ.	Max.	Unit
Static						
Collector-Emitter Breakdown Voltage	BV_{CES}	$V_{GE}=0V, I_C$	1200		-	V
Gate Threshold Voltage	$V_{GE(th)}$	$V_{GE}=V_{CE}, I_C=1mA$	4.8	5.8	6.8	V
Collector-Emitter Saturation Voltage	$V_{CE(sat)}$	$V_{GE}=15V, I_C=100A$ $T_j=25^\circ C,$ $T_j=125^\circ C$ $T_j=150^\circ C$		1.50 1.75 1.85	1.90	V
Zero Gate Voltage Collector Current	I_{CES}	$V_{CE}=1200V, V_{GE}=0V$ $T_j=25^\circ C,$ $T_j=150^\circ C$			1 5	mA
Gate-Emitter Leakage Current	I_{GES}	$V_{CE}=0V, V_{GE}=\pm 20V$			100	nA

Parameter	Symbol	Conditions	Min.	Typ.	Max.	Unit
Dynamic						
Input Capacitance	C_{ies}	$V_{CE}=25V, V_{GE}=0V,$ $f=1MHz$	-	12.9	-	nF
Reverse Transfer Capacitance	C_{res}		-	0.06	-	
Gate Charge	Q_G	$V_{CC}=600V, I_C=100A,$ $V_{GE}=15V$	-	0.36	-	uC
Short Circuit Collector Current	I_{SC}	$V_{GE}=15V, t_{sc}$, $V_{CC}=600V$	-	439	-	A



Electrical Characteristics of the Diode $T_j=25$ unless otherwise specified

Parameter	Symbol	Conditions	Min.	Typ.	Max.	Unit
Static						
Diode Forward Voltage	V_F	$I_F=100A$ $T_j=25^\circ C$, $T_j=125^\circ C$ $T_j=150^\circ C$		2.00 2.05 2.05	2.60	V

Switching Characteristic, Inductive Load

Parameter	Symbol	Conditions	Min.	Typ.	Max.	Unit
Dynamic , at $T_j=25$						
Turn-on Delay Time	$t_{d(on)}$	$V_{CC}=600V$, $I_C=100A$, $V_{GE}=-5V\sim 15V$, $R_g=10$	-	208	-	ns
Rise Time	t_r		-	165	-	ns
Turn-on Energy	E_{on}		-	17.6	-	mJ
Turn-off Delay Time	$t_{d(off)}$		-	448	-	ns
Fall Time	t_f		-	144	-	ns
Turn-off Energy	E_{off}		-	6.6	-	mJ
Dynamic , at $T_j=125$						
Turn-on Delay Time	$t_{d(on)}$	$V_{CC}=600V$, $I_C=100A$, $V_{GE}=-5V\sim 15V$, $R_g=10$	-	237	-	ns
Rise Time	t_r		-	163	-	ns
Turn-on Energy	E_{on}		-	18.1	-	mJ
Turn-off Delay Time	$t_{d(off)}$		-	490	-	ns
Fall Time	t_f		-	309	-	ns
Turn-off Energy	E_{off}		-	8.7	-	mJ
Dynamic , at $T_j=150$						
Turn-on Delay Time	$t_{d(on)}$	$V_{CC}=600V$, $I_C=100A$, $V_{GE}=-5V\sim 15V$, $R_g=10$	-	251	-	ns
Rise Time	t_r		-	161	-	ns
Turn-on Energy	E_{on}		-	18.5	-	mJ
Turn-off Delay Time	$t_{d(off)}$		-	507	-	ns
Fall Time	t_f		-	262	-	ns
Turn-off Energy	E_{off}		-	9.6	-	mJ

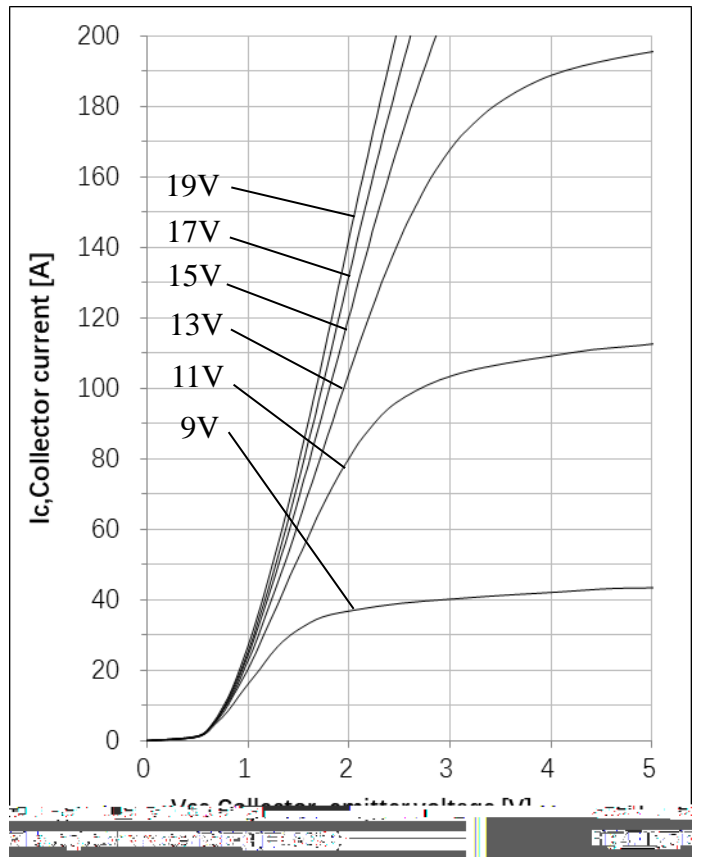
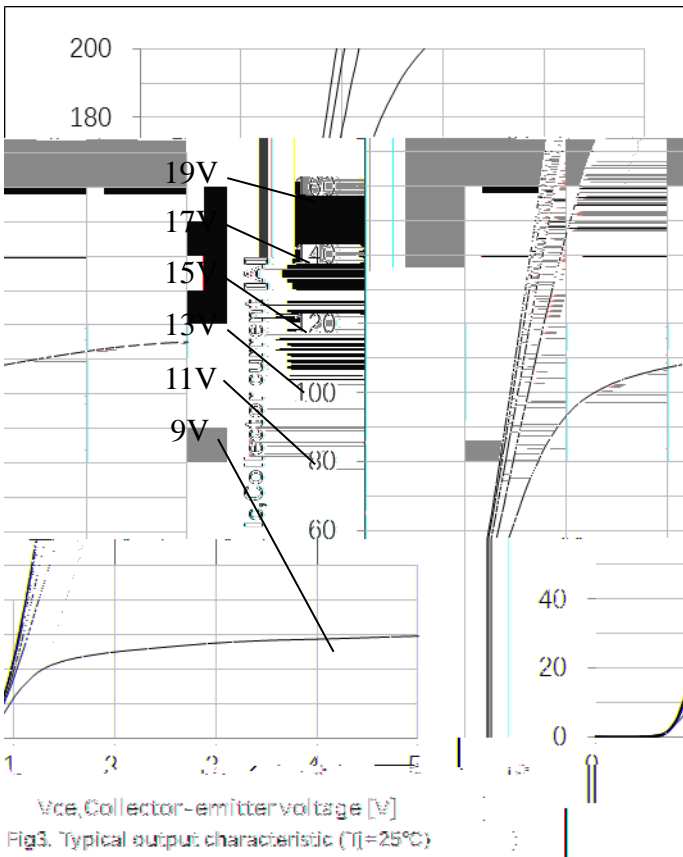
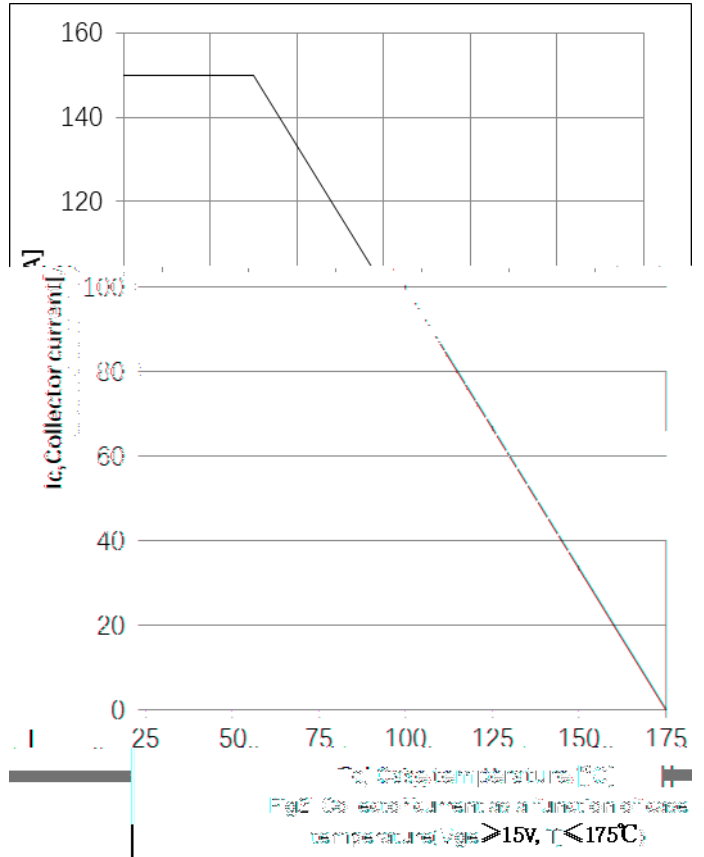
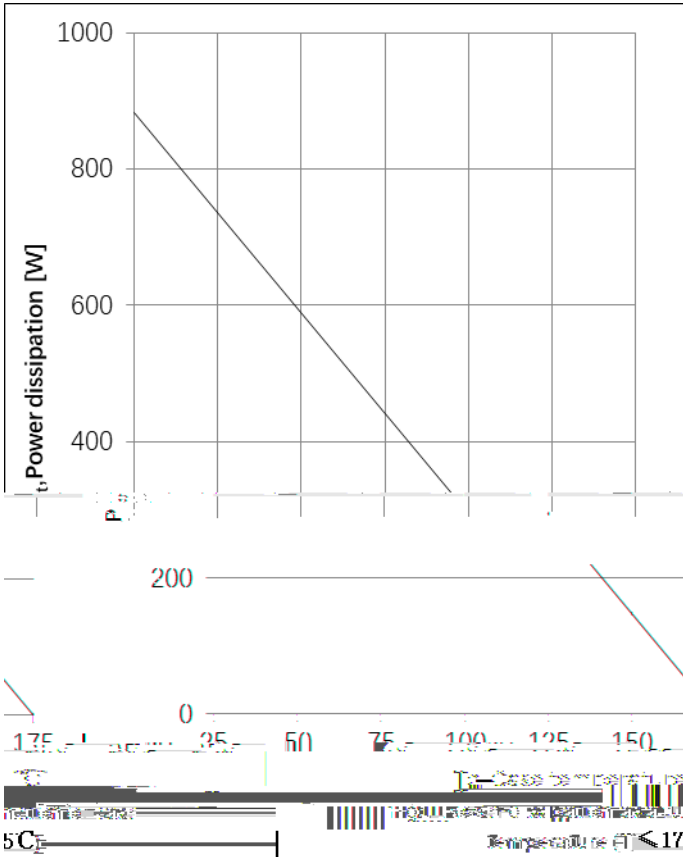


Electrical Characteristics of the DIODE

Parameter	Symbol	Conditions	Min.	Typ.	Max.	Unit
Dynamic , at T_j= 25						
Reverse Recovery Current	I _{rr}	I _F =100A, V _R =600V, di/dt= -590	-	26	-	A
Diode reverse recovery time	trr		-	273	-	ns
Reverse Recovery Charge	Q _{rr}		-			

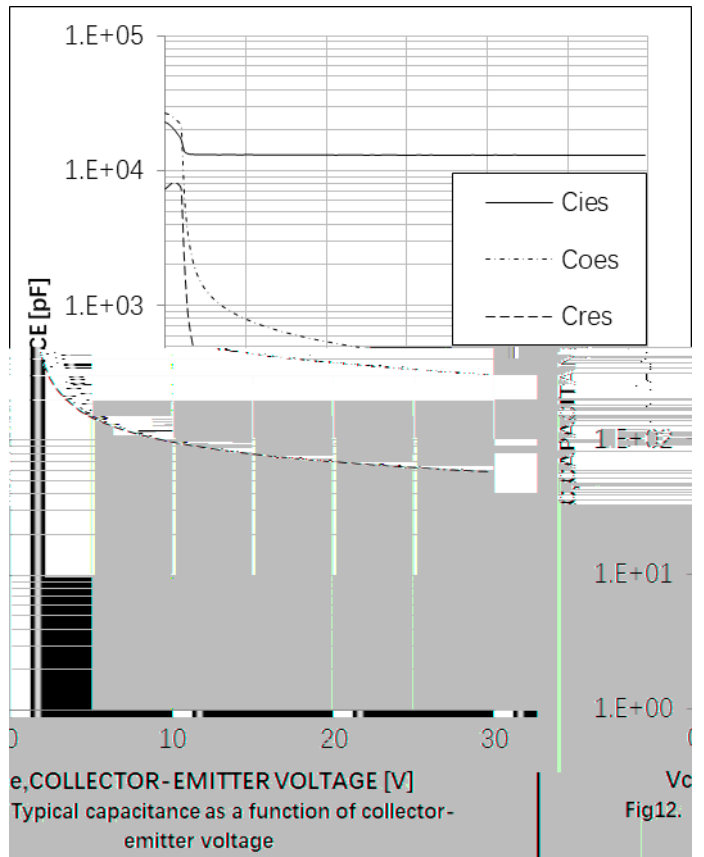
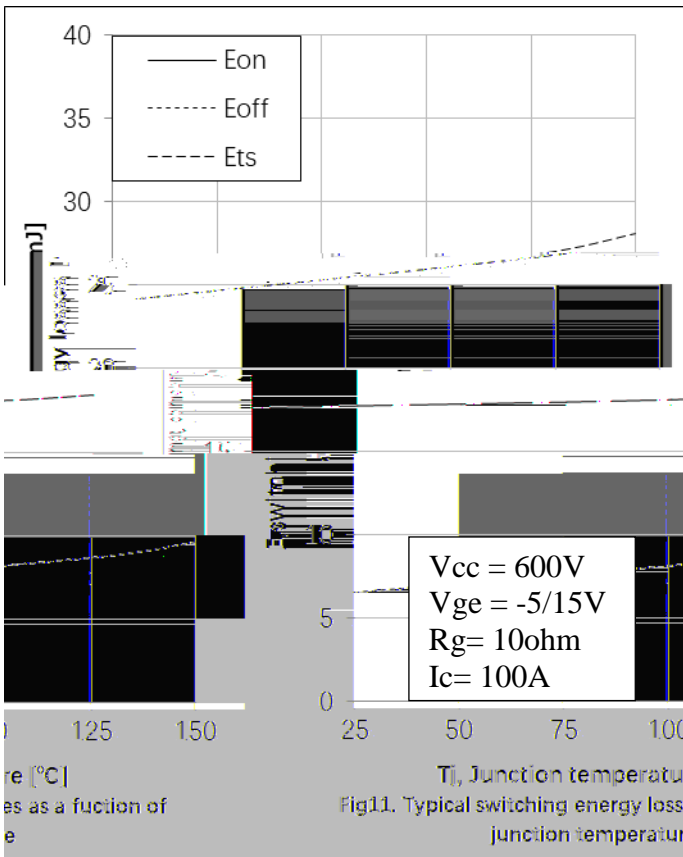
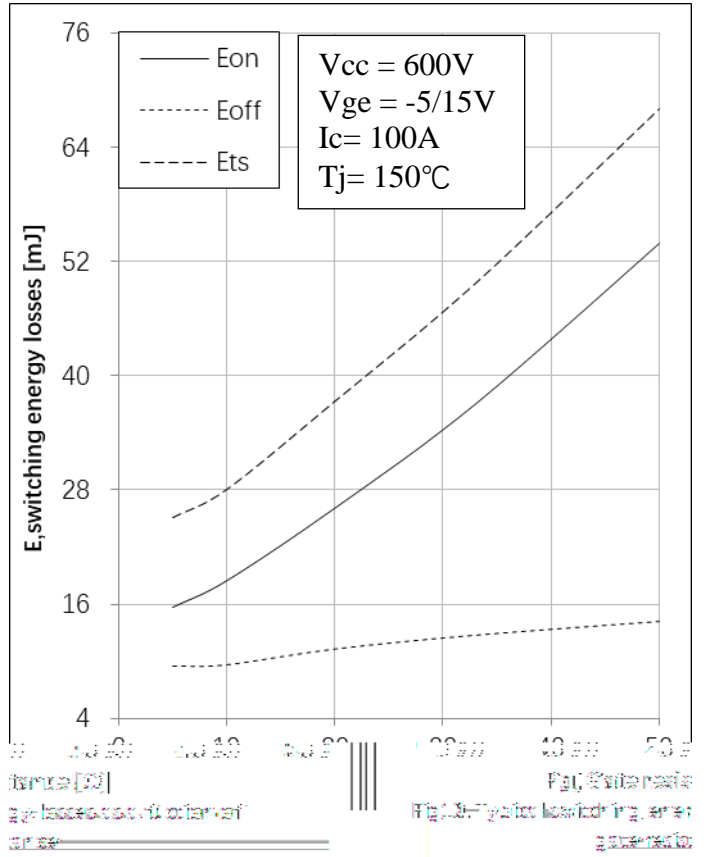
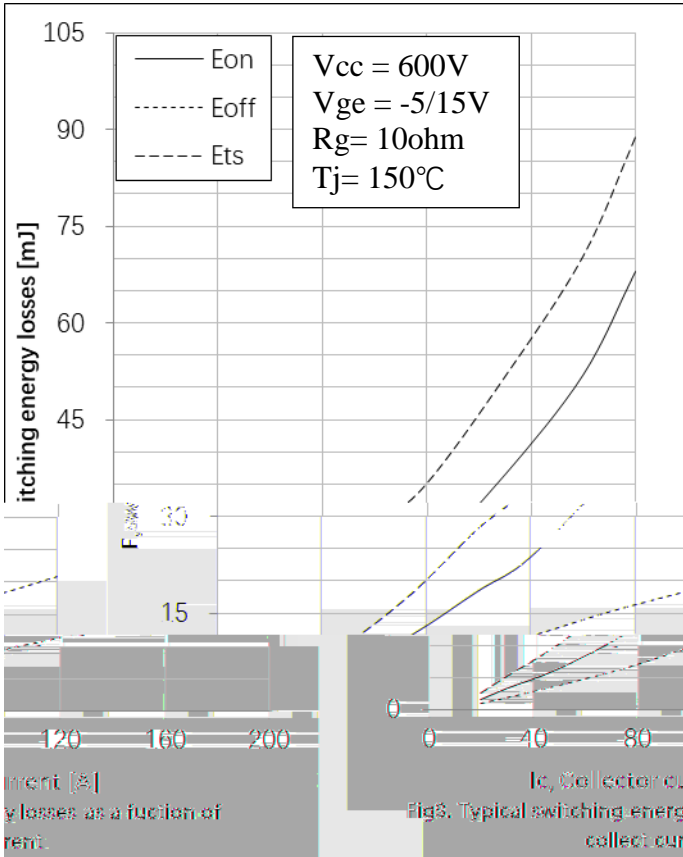


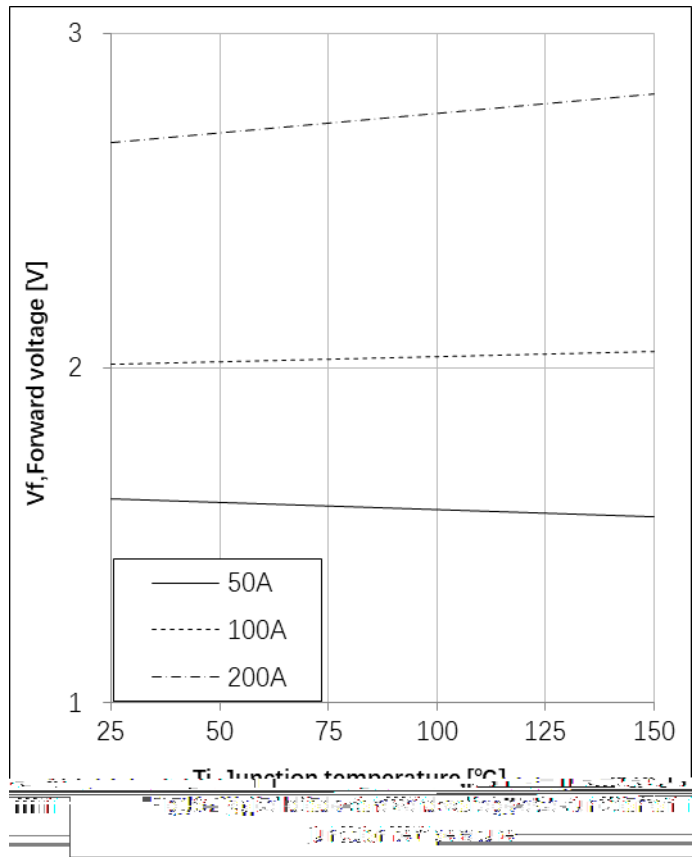
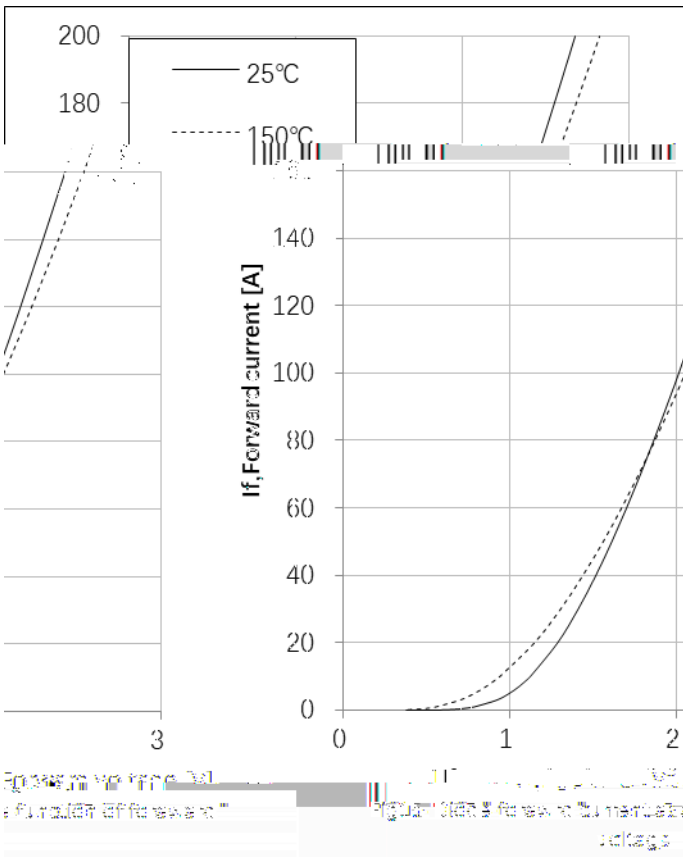
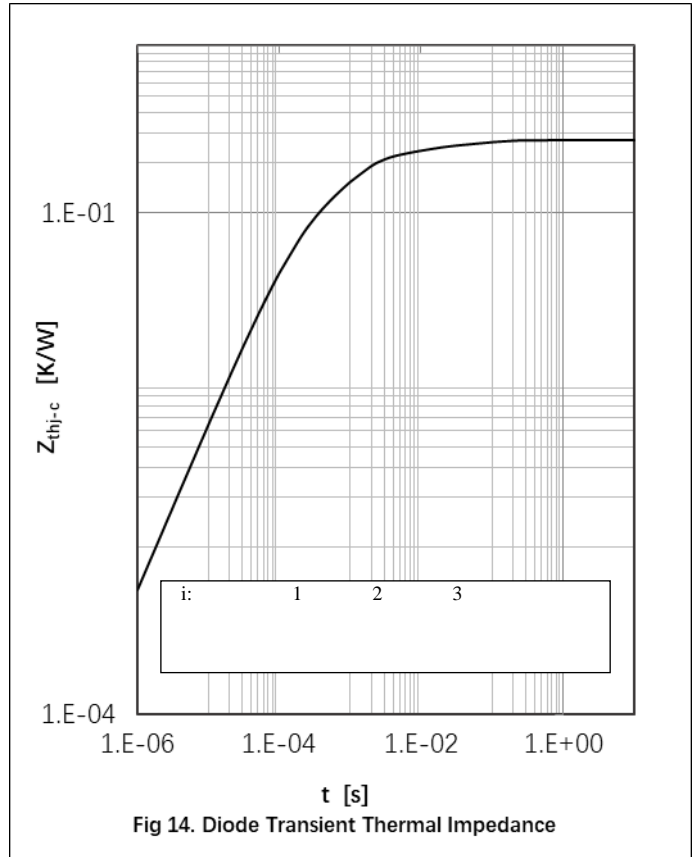

DGQ100N120CTL2A ^{Da}





DGQ100N120CTL2A







e S d